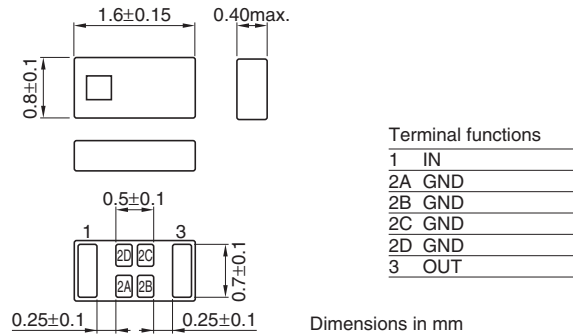


Multilayer Chip Band Pass Filters For 2.4GHz W-LAN/Bluetooth

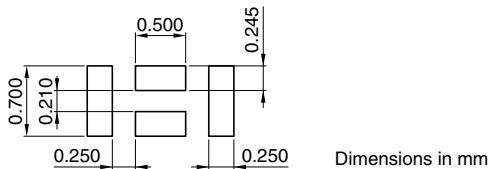
Conformity to RoHS Directive

DEA Series DEA162450BT-2169A4

SHAPES AND DIMENSIONS



RECOMMENDED PC BOARD PATTERNS



ELECTRICAL CHARACTERISTICS

Item	Typical value
Frequency range(Pass band)	2400 to 2500MHz
Insertion loss	[+25°C]
	3.0dB max.
VSWR	[-40 to +85°C]
	—
Attenuation	[2400 to 2500MHz]
	1.92 max.
	[869 to 894MHz]
	35dB min.
	[925 to 960MHz]
	35dB min.
	[1570 to 1580MHz]
	30dB min.
Temperature range	[1710 to 1785MHz]
	20dB min.
	[1805 to 1850MHz]
	20dB min.
	[1930 to 1990MHz]
	20dB min.
	[2110 to 2170MHz]
15dB min.	
Operating	[4800 to 5000MHz]
	20dB min.
Storage	[7200 to 7500MHz]
	15dB min.
Operating	Operating
	-40 to +85°C
Storage	Storage
	-40 to +85°C

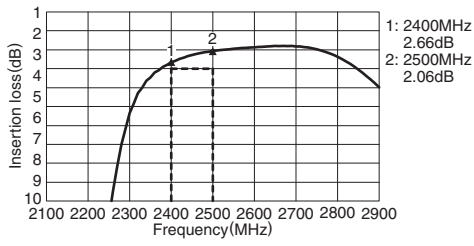
• Ta:+25°C

• Conformity to RoHS Directive: This means that, in conformity with EU Directive 2002/95/EC, lead, cadmium, mercury, hexavalent chromium, and specific bromine-based flame retardants, PBB and PBDE, have not been used, except for exempted applications.

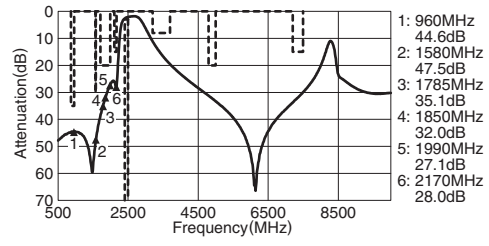
• All specifications are subject to change without notice.

FREQUENCY CHARACTERISTICS

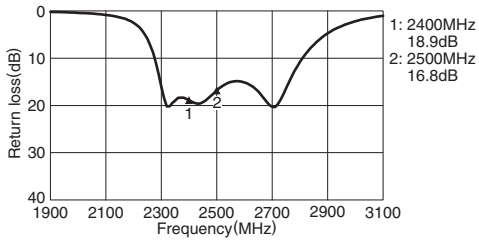
INSERTION LOSS



ATTENUATION



RETURN LOSS



VSWR

